

# BMW 130i Cup

Zandvoort, The Netherlands  
4-6 May 2007



Timing and Results by MST Systems Ltd

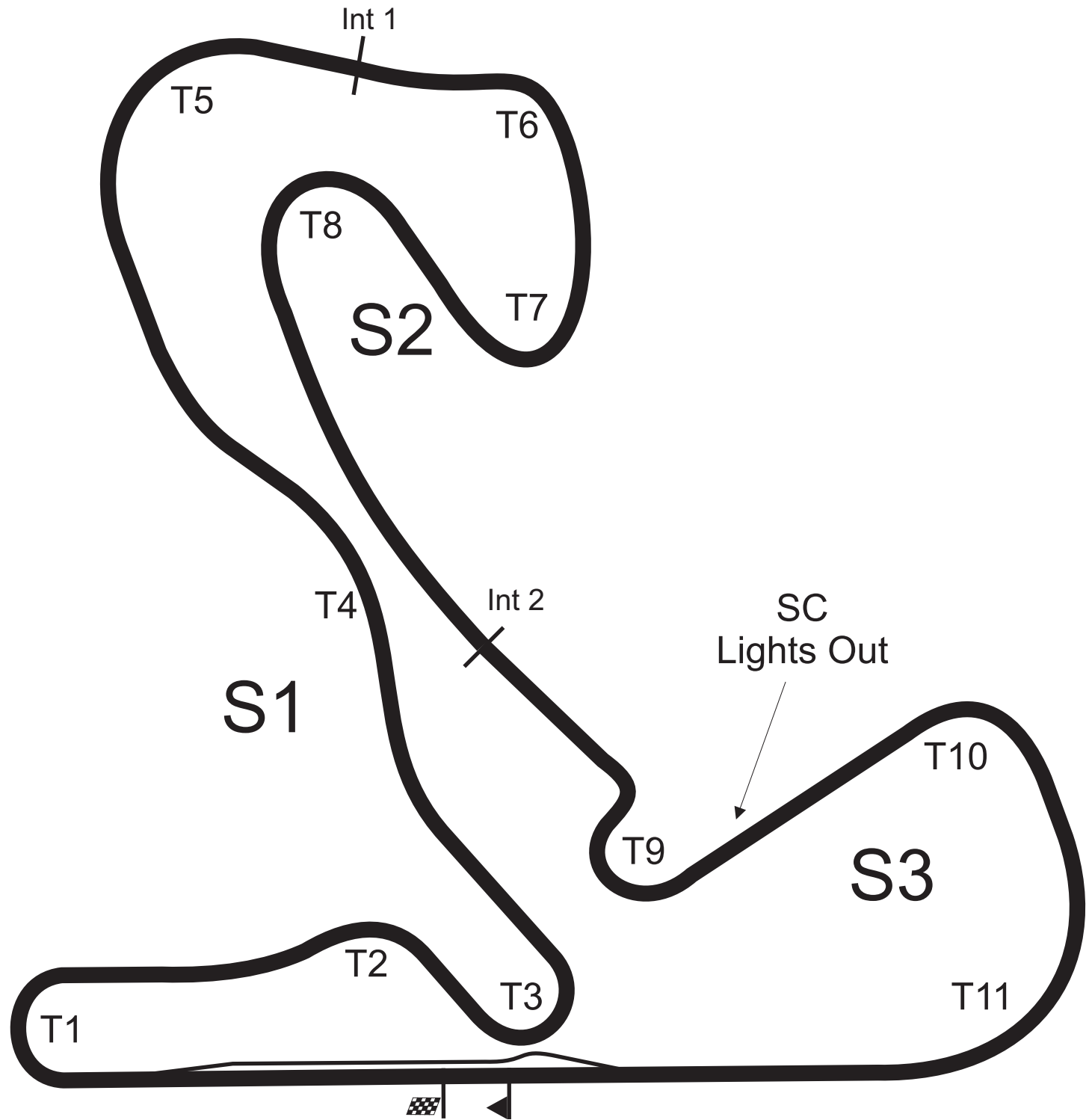
[www.fiawtcc.com](http://www.fiawtcc.com)

[www.mstworld.com](http://www.mstworld.com)



Races 3 and 4 - Zandvoort  
4, 5 & 6 May 2007

- ▲ Start line
- ▣ Finish & Timing "Line"
- Start Line Offset -0,052 Km
- Int 1 = @ 1,958 Km
- Int 2 = @ 2,994 Km
- Circuit Centerline 4,307 Km
- T = Number of Turn
- S = Sector
- Pit In @
- Pit Out @ +0,200 Km



## BMW 130i Cup PRIVATE TESTING

POS	NO	CL	DRIVER	NAT	CAR	TIME	LAPS	GAP	KPH
1	19		Bas SCHOTHORST	NED	BMW 130i	1:54.299	9		135.65
2	21		Tim CORONEL	NED	BMW 130i	1:54.669	14	0.370	135.21
3	8		Ricardo VAN DER ENDE	NED	BMW 130i	1:54.977	13	0.678	134.85
4	41		Duncan HUISMAN	NED	BMW 130i	1:55.598	11	1.299	134.13
5	1		Jan Joris VERHEUL	NED	BMW 130i	1:55.603	7	1.304	134.12
6	7		Donald MOLENAAR	NED	BMW 130i	1:55.815	11	1.516	133.87
7	2		Bertus SANDERS	NED	BMW 130i	1:56.104	7	1.805	133.54
8	5		Rory BERTRAM	NED	BMW 130i	1:56.256	11	1.957	133.37
9	12		Marc KOSTER	NED	BMW 130i	1:56.259	13	1.960	133.36
10	3		Sebastn BLEEKEMOLEN	NED	BMW 130i	1:56.489	11	2.190	133.10
11	10		Dillon KOSTER	NED	BMW 130i	1:56.772	10	2.473	132.78
12	23	DC	Andre DE VRIES	NED	BMW 130i	1:57.143	10	2.844	132.36
13	24	DC	Nick BLEEKEMOLEN	NED	BMW 130i	1:57.385	13	3.086	132.08
14	15	DC	Bernhard VAN ORANJE	NED	BMW 130i	1:57.585	14	3.286	131.86
15	11		Allard KALFF	NED	BMW 130i	1:57.672	12	3.373	131.76
16	14	DC	Rintje RITSMA	NED	BMW 130i	1:57.971	13	3.672	131.43
17	6	DC	Mickey BERTRAM	NED	BMW 130i	1:59.318	11	5.019	129.94
18	20	DC	Hans RUTTE	NED	BMW 130i	2:00.201	8	5.902	128.99
19	16	DC	Pieter VAN ORANJE	NED	BMW 130i	2:02.787	12	8.488	126.27

Weather/Track: Sun 17°/Dry 37°

Zandvoort  
Circuit Length = 4.3070 km.  
Start: 14:40 End: 15:10

Race Director:	Steward:	Timekeeper:
----------------	----------	-------------

# BMW 130i Cup Private Testing - Sector Analysis Report

Lap S1 Time S1 Spd S2 Time S2 Spd S3 Time S3 Spd Lap Time Pit Lap S1 Time S1 Spd S2 Time S2 Spd S3 Time S3 Spd Lap Time Pit

1 VERHEUL				NED				BMW 130i					
1	6:29.277	109.7	36.874	116.1	37.661	7:43.812	5	51.476	159.0	29.856	174.7	34.271	1:55.603
2	56.026	149.5	31.264	166.9	34.951	2:02.241	6	51.622	160.0	29.861	176.4	34.230	1:55.713
3	55.397	160.0	30.423	156.5	50.396	2:16.216 Pit	7	1:14.400		1:10.088		1:24.547	3:49.035 Pit
4	3:34.617	155.8	29.895	174.7	34.562	4:39.074							

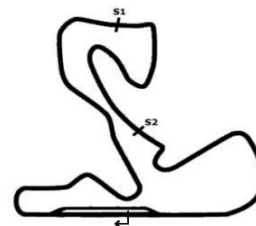
2 SANDERS				NED				BMW 130i					
1	6:25.721	122.0	36.915	130.1	39.718	7:42.354	5	51.751	159.7	30.046	175.3	34.307	1:56.104
2	58.275	128.5	36.107	92.1	57.232	2:31.614 Pit	6	51.761	160.0	30.121	176.7	34.298	1:56.180
3	3:16.534	150.8	31.771	166.6	35.831	4:24.136	7	52.460	160.0	30.198	176.1	41.389	2:04.047 Pit
4	52.347	158.1	30.047	175.0	34.498	1:56.892							

3 BLEEKEMOLEN				NED				BMW 130i					
1	6:31.514	144.3	35.727	112.6	36.088	7:43.329	7	52.167	159.0	30.297	174.7	34.555	1:57.019
2	51.971	159.5	30.251	174.7	34.455	1:56.677	8	56.297	158.1	30.441	174.7	34.689	2:01.427
3	51.949	159.5	30.201	173.9	34.339	1:56.489	9	52.022	160.9	30.220	175.6	34.491	1:56.733
4	52.031	159.2	30.473	173.9	34.562	1:57.066	10	54.831	147.3	31.993	158.8	44.282	2:11.106 Pit
5	1:00.185	129.8	34.276	138.6	48.370	2:22.831 Pit	11	4:58.217	151.8	31.745	171.4	35.452	6:05.414
6	4:13.544	153.4	33.284	114.6	36.977	5:23.805							

5 BERTRAM				NED				BMW 130i					
1	6:10.435	125.1	32.265	134.1	36.069	7:18.769	7	4:26.702	161.4	30.318	173.3	35.317	5:32.337
2	52.906	159.2	30.404	175.0	34.515	1:57.825	8	51.919	160.9	30.257	176.1	46.835	2:09.011 Pit
3	52.143	161.1	30.280	173.6	34.355	1:56.778	9	5:25.164	157.6	32.182	131.8	34.673	6:32.019
4	52.037	161.1	30.179	174.1	34.566	1:56.782	10	51.824	161.4	29.783	173.6	34.062	1:55.669
5	52.150	160.4	30.183	174.4	34.558	1:56.891	11	51.821	160.7	29.992	173.3	34.443	1:56.256
6	54.574	154.2	31.169	167.1	44.554	2:10.297 Pit							

6 BERTRAM				NED				BMW 130i				DC	
1	6:36.232	122.1	33.989	122.7	39.573	7:49.794	7	53.333	157.6	31.351	171.9	35.331	2:00.015
2	54.893	153.1	31.215	165.1	37.051	2:03.159	8	53.403	156.0	30.753	172.5	35.162	1:59.318
3	54.521	156.0	30.721	173.3	35.546	2:00.788	9	53.601	155.1	30.699	172.2	45.246	2:09.546 Pit
4	53.899	146.9	31.369	170.0	35.988	2:01.256	10	4:24.274	153.1	32.335	160.0	35.851	5:32.460
5	53.929	152.9	31.063	171.7	44.344	2:09.336 Pit	11	1:08.006	89.9	39.952	124.4	53.662	2:41.620 Pit
6	3:58.721	153.4	31.098	171.4	35.419	5:05.238							

7 MOLENAAR				NED				BMW 130i					
1	6:09.599	140.9	32.314	143.6	36.024	7:17.937	7	52.163	159.5	29.991	176.4	34.370	1:56.524
2	56.341	151.6	31.402	152.1	35.022	2:02.765	8	51.736	159.5	30.217	177.3	44.542	2:06.495 Pit
3	51.998	161.1	29.960	175.0	34.264	1:56.222	9	5:27.659	158.1	32.083	144.0	34.870	6:34.612
4	56.276	160.4	30.061	174.1	43.402	2:09.739 Pit	10	51.551	160.4	29.950	174.4	34.076	1:55.577
5	4:25.999	148.9	30.268	175.0	34.548	5:30.815	11	51.475	161.1	30.109	174.1	34.231	1:55.815
6	51.676	160.7	29.856	175.3	34.740	1:56.272							



Circuit Length - 4.307 kilometres  
Circuit Park  
Zandvoort

Weather/Track: Sun 17C/Dry 37C

Printed at 15:18, Friday, 04 May, 2007

© MST Systems Ltd, 2005 (www.mstworld.com)

Page 1

# BMW 130i Cup Private Testing - Sector Analysis Report

Lap S1 Time S1 Spd S2 Time S2 Spd S3 Time S3 Spd Lap Time Pit Lap S1 Time S1 Spd S2 Time S2 Spd S3 Time S3 Spd Lap Time Pit

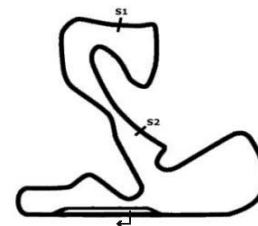
8 VAN DER ENDE				NED				BMW 130i						
1	6:25.920	139.3	32.499	149.1	35.980	7:34.399	8	52.093	156.0	30.312	174.7	40.911	2:03.316	Pit
2	53.745	155.1	30.612	173.0	34.392	1:58.749	9	4:32.968	158.1	30.469	171.4	34.493	5:37.930	
3	51.789	156.7	30.031	173.9	34.260	1:56.080	10	51.367	160.0	29.599	175.3	34.011	1:54.977	
4	51.553	157.2	30.054	173.6	34.294	1:55.901	11	51.333	158.5	29.673	173.6	34.327	1:55.333	
5	51.950	157.2	30.163	173.6	34.428	1:56.541	12	51.595	159.2	30.127	174.7	34.186	1:55.908	
6	51.770	159.0	30.068	174.1	34.368	1:56.206	13	51.531	158.8	30.203	175.3	40.855	2:02.589	Pit
7	51.805	156.9	30.274	174.1	34.436	1:56.515								

10 KOSTER				NED				BMW 130i							
1	7:00.540	139.7	32.815	147.1	35.553	8:08.908	7	52.029	158.8	30.135	174.4	34.608	1:56.772		
2	52.429	156.2	30.313	170.6	34.785	1:57.527	8	52.566	156.7	30.608	171.9	34.795	1:57.969		
3	51.927	158.3	30.680	170.0	45.750	2:08.357	Pit	9	52.367	157.8	30.468	173.6	34.612	1:57.447	
4	2:39.580	156.7	30.545	167.9	34.975	3:45.100		10	57.359	123.7	33.423	121.6	51.622	2:22.404	Pit
5	52.268	158.3	30.219	171.1	34.541	1:57.028									
6	52.195	157.8	30.535	174.4	34.543	1:57.273									

11 KALFF				NED				BMW 130i							
1	6:19.832	128.4	34.164	145.5	39.463	7:33.459	8	52.944	159.7	30.492	173.3	34.858	1:58.294		
2	1:03.619	130.1	35.117	126.1	37.870	2:16.606	9	52.544	158.1	30.335	174.4	34.793	1:57.672		
3	1:03.607	116.1	46.588	110.0	35.745	2:25.940	10	56.730	142.2	31.537	141.7	46.143	2:14.410	Pit	
4	52.914	156.9	30.572	173.9	35.019	1:58.505	11	3:47.335	135.6	32.330	154.0	35.369	4:55.034		
5	52.991	156.2	30.714	170.6	35.152	1:58.857	12	52.701	157.8	30.503	172.8	34.845	1:58.049		
6	1:05.386	118.0	35.399	125.2	50.911	2:31.696	Pit								
7	3:28.384	156.2	30.727	170.3	34.864	4:33.975									

12 KOSTER				NED				BMW 130i							
1	6:57.754	157.8	34.375	139.7	35.533	8:07.662	8	52.582	159.2	30.498	174.7	35.006	1:58.086		
2	51.911	159.5	29.922	174.7	34.426	1:56.259	9	52.045	158.5	30.334	175.8	34.857	1:57.236		
3	51.768	160.4	30.269	175.0	45.980	2:08.017	Pit	10	56.597	152.3	33.305	118.5	49.494	2:19.396	Pit
4	2:41.844	159.7	30.529	151.0	34.783	3:47.156		11	3:30.333	159.2	30.543	173.9	34.555	4:35.431	
5	51.730	160.0	30.457	174.1	34.622	1:56.809		12	52.231	160.7	30.367	175.0	34.833	1:57.431	
6	51.902	159.7	30.195	175.8	34.468	1:56.565		13	52.438	159.0	30.637	175.3	34.910	1:57.985	
7	51.881	159.2	31.377	157.4	34.821	1:58.079									

14 RITSMAN				NED				BMW 130i				DC			
1	6:59.652	144.7	33.906	122.0	36.253	8:09.811	8	53.325	116.7	33.522	151.2	35.859	2:02.706		
2	52.684	155.8	30.550	170.8	34.810	1:58.044	9	56.165	153.6	30.763	173.0	35.130	2:02.058		
3	52.426	156.7	30.911	169.2	34.928	1:58.265	10	53.923	152.3	30.675	171.1	34.889	1:59.487		
4	52.835	156.0	30.516	171.7	35.149	1:58.500	11	52.834	156.9	30.385	171.1	35.118	1:58.337		
5	59.642	131.5	36.079	120.0	48.021	2:23.742	Pit	12	58.050	135.3	33.440	141.7	46.618	2:18.108	Pit
6	1:59.160	132.5	32.268	170.6	35.632	3:07.060		13	2:43.667	127.5	34.906	160.2	36.774	3:55.347	
7	52.767	156.7	30.518	172.5	34.686	1:57.971									



Circuit Length - 4.307 kilometres  
Circuit Park  
Zandvoort

Weather/Track: Sun 17C/Dry 37C

Printed at 15:18, Friday, 04 May, 2007

© MST Systems Ltd, 2005 (www.mstworld.com)

Page 2

# BMW 130i Cup Private Testing - Sector Analysis Report

Lap S1 Time S1 Spd S2 Time S2 Spd S3 Time S3 Spd Lap Time Pit Lap S1 Time S1 Spd S2 Time S2 Spd S3 Time S3 Spd Lap Time Pit

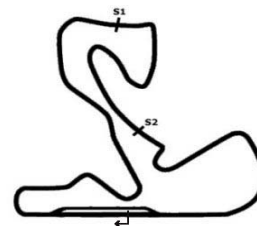
15 VAN ORANJE					NED			BMW 130i			DC		
1	6:20.565	130.1	34.417	144.1	39.118	7:34.100	9	52.949	156.5	30.846	176.1	35.154	1:58.949
2	1:03.541	130.7	35.199	130.5	37.610	2:16.350	10	53.311	154.7	30.566	174.7	35.333	1:59.210
3	1:03.538	116.5	34.333	172.2	35.584	2:13.455	11	52.574	154.2	30.340	175.0	34.671	1:57.585
4	52.519	147.5	30.408	175.3	35.512	1:58.439	12	54.049	140.0	30.566	174.7	35.181	1:59.796
5	52.606	153.6	33.202	174.7	35.224	2:01.032	13	52.870	155.6	30.897	173.0	35.743	1:59.510
6	52.833	153.6	30.362	175.8	35.409	1:58.604	14	52.996	156.2	31.182	173.3	35.744	1:59.922
7	52.583	156.0	30.552	175.8	42.159	2:05.294	Pit						
8	2:21.543		35.680	155.3	36.211	3:33.434							

16 VAN ORANJE					NED			BMW 130i			DC		
1	6:21.442	131.7	35.306	146.5	40.047	7:36.795	8	57.998	154.0	31.423	173.6	45.481	2:14.902
2	1:01.427	129.1	36.269	148.5	38.340	2:16.036	9	2:33.445	155.8	31.397	174.7	36.722	3:41.564
3	1:01.463	116.8	37.749	153.1	38.025	2:17.237	10	54.523	156.0	31.641	172.2	36.749	2:02.913
4	54.740	148.3	31.947	173.3	36.722	2:03.409	11	53.817	155.8	32.114	166.1	46.883	2:12.814
5	55.334	155.8	31.336	174.7	36.143	2:02.813	12	3:21.197	148.3	32.320	171.1	36.682	4:30.199
6	55.266	120.4	32.747	172.2	36.793	2:04.806							
7	54.390	155.8	31.828	173.0	36.569	2:02.787							

19 SCHOTHORST					NED			BMW 130i			DC			
1	7:29.947	133.6	34.507	120.0	35.381	8:39.835	6	51.483	160.0	29.983	175.0	34.106	1:55.572	
2	51.052	162.8	29.422	176.1	33.825	1:54.299	7	51.556	161.4	29.872	175.0	34.187	1:55.615	
3	51.026	161.1	29.884	176.1	34.053	1:54.963	8	51.681	160.2	32.073	175.8	45.004	2:08.758	
4	53.442	138.9	32.627	147.1	45.956	2:12.025	Pit	9	4:39.638	161.1	29.895	175.3	34.477	5:44.010
5	3:09.398	152.3	30.245	174.4	34.231	4:13.874								

20 RUTTE					NED			BMW 130i			DC		
1	6:33.722	120.9	35.521	127.0	39.953	7:49.196	6	54.173	154.9	31.451	172.8	35.486	2:01.110
2	57.105	151.8	31.276	168.7	36.962	2:05.343	7	54.113	153.6	30.716	174.4	35.595	2:00.424
3	56.242	153.6	31.124	171.7	36.235	2:03.601	8	53.477	152.3	31.086	172.5	35.638	2:00.201
4	54.027	148.5	30.866	174.1	47.546	2:12.439	Pit						
5	1:52.580	140.6	31.927	169.8	36.646	3:01.153							

21 CORONEL					NED			BMW 130i			DC			
1	7:29.228	136.8	34.358	113.8	35.436	8:39.022	9	52.319	160.4	30.220	175.6	34.716	1:57.255	
2	51.054	161.6	29.798	174.1	33.817	1:54.669	10	52.129	159.0	30.205	175.0	34.678	1:57.012	
3	51.191	159.5	29.844	174.4	34.065	1:55.100	11	52.282	160.2	30.341	175.0	34.582	1:57.205	
4	53.271	147.5	32.463	146.7	45.581	2:11.315	Pit	12	52.208	160.7	31.227	173.3	34.543	1:57.978
5	3:11.148	157.8	30.348	153.6	34.346	4:15.842	13	51.989	159.7	30.328	174.4	34.711	1:57.028	
6	51.355	160.2	29.642	177.0	34.326	1:55.323	14	52.017	159.2	30.313	175.0	34.607	1:56.937	
7	51.355	161.4	29.815	177.3	34.191	1:55.361								
8	51.574	161.1	30.288	175.6	38.812	2:00.674								



Circuit Length - 4.307 kilometres  
Circuit Park  
Zandvoort

Weather/Track: Sun 17C/Dry 37C

Printed at 15:18, Friday, 04 May, 2007

© MST Systems Ltd, 2005 (www.mstworld.com)

Page 3

# BMW 130i Cup

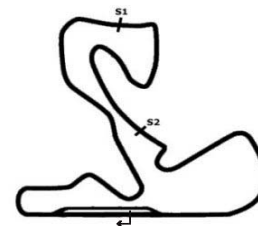
## Private Testing - Sector Analysis Report

Lap S1 Time S1 Spd S2 Time S2 Spd S3 Time S3 Spd Lap Time Pit Lap S1 Time S1 Spd S2 Time S2 Spd S3 Time S3 Spd Lap Time Pit

23 DE VRIES						NED	BMW 130i	DC					
1	10:38.513	138.8	34.541	146.5	37.863	11:50.917	7	52.200	159.5	30.414	173.6	34.978	1:57.592
2	55.524	142.1	31.541	164.1	36.676	2:03.741	8	52.416	159.2	30.342	172.5	34.970	1:57.728
3	55.650	156.5	31.315	135.8	38.752	2:05.717	9	53.597	155.3	30.385	173.0	49.855	2:13.837 Pit
4	52.865	156.9	30.396	171.1	34.900	1:58.161	10	2:33.059	154.2	35.378	121.7	56.964	4:05.401 Pit
5	52.319	158.3	30.131	173.9	34.693	1:57.143							
6	52.186	160.0	30.314	174.1	34.658	1:57.158							

24 BLEEKEMOLEN						NED	BMW 130i	DC					
1	6:26.394	130.7	32.806	160.9	36.833	7:36.033	8	52.807	158.5	30.515	175.0	35.180	1:58.502
2	53.189	152.1	30.438	175.3	34.438	1:58.065	9	52.384	155.8	30.324	175.0	34.812	1:57.520
3	52.336	147.5	30.367	173.9	34.682	1:57.385	10	52.447	157.6	33.114	153.4	35.936	2:01.497
4	52.360	146.5	30.761	171.9	34.905	1:58.026	11	52.579	150.4	30.922	171.7	35.423	1:58.924
5	52.531	157.4	30.565	174.1	34.933	1:58.029	12	53.015	154.5	31.210	171.4	35.320	1:59.545
6	55.654	138.6	32.732	157.6	44.803	2:13.189 Pit	13	52.822	153.1	30.891	172.2	35.229	1:58.942
7	4:14.508	124.2	32.747	163.1	35.773	5:23.028							

41 HUISMAN						NED	BMW 130i						
1						7:26.084	7						1:59.783
2						1:56.917	8						1:55.598
3						1:56.110	9						1:56.113
4						1:56.634	10						2:03.701 Pit
5						2:03.950 Pit	11						5:16.140
6						6:20.327							



Circuit Length - 4.307 kilometres  
Circuit Park  
Zandvoort

Weather/Track: Sun 17C/Dry 37C

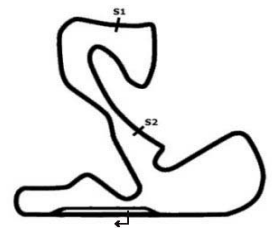
Printed at 15:18, Friday, 04 May, 2007

© MST Systems Ltd, 2005 (www.mstworld.com)

Page 4

## BMW 130i Cup Private Testing - Best Sector Speeds Report

SECTOR 1				SECTOR 2				SECTOR 3				
POS	NO	NAME	SPEED	LAP	NO	NAME	SPEED	LAP	NO	NAME	SPEED	LAP
1	19	SCHOTHORST	162.8	2	7	MOLENAAR	177.3	8				
2	21	CORONEL	161.6	2	21	CORONEL	177.3	7				
3	5	BERTRAM	161.4	7	2	SANDERS	176.7	6				
4	7	MOLENAAR	161.1	3	1	VERHEUL	176.4	6				
5	3	BLEEKEMOLE	160.9	9	5	BERTRAM	176.1	8				
6	12	KOSTER	160.7	12	15	VAN ORANJE	176.1	9				
7	1	VERHEUL	160.0	3	19	SCHOTHORST	176.1	2				
8	2	SANDERS	160.0	6	12	KOSTER	175.8	6				
9	8	VAN DER END	160.0	10	3	BLEEKEMOLE	175.6	9				
10	23	DE VRIES	160.0	6	8	VAN DER END	175.3	10				
11	11	KALFF	159.7	8	24	BLEEKEMOLE	175.3	2				
12	10	KOSTER	158.8	7	16	VAN ORANJE	174.7	5				
13	24	BLEEKEMOLE	158.5	8	10	KOSTER	174.4	6				
14	6	BERTRAM	157.6	7	11	KALFF	174.4	9				
15	14	RITSMA	156.9	11	20	RUTTE	174.4	7				
16	15	VAN ORANJE	156.5	9	23	DE VRIES	174.1	6				
17	16	VAN ORANJE	156.0	10	6	BERTRAM	173.3	3				
18	20	RUTTE	154.9	6	14	RITSMA	173.0	9				



Circuit Length - 4.307 kilometres  
Circuit Park  
Zandvoort

Weather/Track: Sun 17C/Dry 37C

Printed at 15:17, Friday, 04 May, 2007  
© MST Systems Ltd, 2005 (www.mstworld.com)

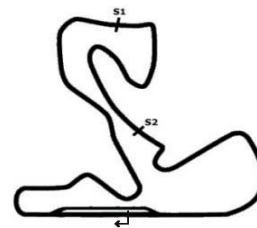
Page 1



## BMW 130i Cup Private Testing - Best Sector Times Report

POS	SECTOR 1			SECTOR 2			SECTOR 3			NAME	IDEAL/BEST LAP COMPARISON				
	NO	TIME	LAP	NO	TIME	LAP	NO	TIME	LAP		NO	IDEAL	BEST	LAP	DIFF
1	19	51.026	3	19	29.422	2	21	33.817	2	19	SCHOTHORS	1:54.273	1:54.299	2	+ 0.026
2	21	51.054	2	8	29.599	10	19	33.825	2	21	CORONEL	1:54.513	1:54.669	2	+ 0.156
3	8	51.333	11	21	29.642	6	8	34.011	10	8	VAN DER EN	1:54.943	1:54.977	10	+ 0.034
4	7	51.475	11	1	29.856	5	1	34.230	6	1	VERHEUL	1:55.562	1:55.603	5	+ 0.041
5	1	51.476	5	7	29.856	6	7	34.231	11	7	MOLENAAR	1:55.562	1:55.815	11	+ 0.253
6	12	51.730	5	12	29.922	2	2	34.298	6	12	KOSTER	1:56.078	1:56.259	2	+ 0.181
7	2	51.751	5	5	29.992	11	3	34.339	3	2	SANDERS	1:56.095	1:56.104	5	+ 0.009
8	5	51.821	11	2	30.046	5	5	34.355	3	5	BERTRAM	1:56.168	1:56.256	11	+ 0.088
9	10	51.927	3	23	30.131	5	12	34.426	2	3	BLEEKEMOL	1:56.489	1:56.489	3	+ 0.000
10	3	51.949	3	10	30.135	7	24	34.438	2	10	KOSTER	1:56.603	1:56.772	7	+ 0.169
11	23	52.186	6	3	30.201	3	10	34.541	5	23	DE VRIES	1:56.975	1:57.143	5	+ 0.168
12	24	52.336	3	24	30.324	9	23	34.658	6	24	BLEEKEMOL	1:57.098	1:57.385	3	+ 0.287
13	14	52.426	3	11	30.335	9	15	34.671	11	14	RITSMA	1:57.497	1:57.971	7	+ 0.474
14	15	52.519	4	15	30.340	11	14	34.686	7	15	VAN ORANJ	1:57.530	1:57.585	11	+ 0.055
15	11	52.544	9	14	30.385	11	11	34.793	9	11	KALFF	1:57.672	1:57.672	9	+ 0.000
16	6	53.333	7	6	30.699	9	6	35.162	8	6	BERTRAM	1:59.194	1:59.318	8	+ 0.124
17	20	53.477	8	20	30.716	7	20	35.486	6	20	RUTTE	1:59.679	2:00.201	8	+ 0.522
18	16	53.817	11	16	31.336	5	16	36.143	5	16	VAN ORANJ	2:01.296	2:02.787	7	+ 1.491

'Perfect Lap' - 1:54.265



Circuit Length - 4.307 kilometres  
Circuit Park  
Zandvoort

Weather/Track: Sun 17C/Dry 37C

## BMW 130i Cup QUALIFYING 1

POS	NO	CL	DRIVER	NAT	CAR	TIME	LAPS	GAP	KPH
1	21		Tim CORONEL	NED	BMW 130i	1:54.024	4		135.98
2	19		Bas SCHOTHORST	NED	BMW 130i	1:54.310	4	0.286	135.64
3	1		Jan Joris VERHEUL	NED	BMW 130i	1:54.408	5	0.384	135.52
4	41		Duncan HUISMAN	NED	BMW 130i	1:54.737	5	0.713	135.13
5	10		Dillon KOSTER	NED	BMW 130i	1:54.873	4	0.849	134.97
6	7		Donald MOLENAAR	NED	BMW 130i	1:54.986	7	0.962	134.84
7	2		Bertus SANDERS	NED	BMW 130i	1:55.119	6	1.095	134.68
8	8		Ricardo van der ENDE	NED	BMW 130i	1:55.174	8	1.150	134.62
9	3		Sebastn BLEEKEMOLEN	NED	BMW 130i	1:55.272	3	1.248	134.51
10	12		Marc KOSTER	NED	BMW 130i	1:55.327	4	1.303	134.44
11	11		Allard KALFF	NED	BMW 130i	1:55.805	8	1.781	133.89
12	23	DC	Andre de VRIES	NED	BMW 130i	1:55.945	9	1.921	133.72
13	15	DC	Bernhard van ORANJE	NED	BMW 130i	1:56.417	6	2.393	133.18
14	24	DC	Nick BLEEKEMOLEN	NED	BMW 130i	1:56.587	4	2.563	132.99
15	6	DC	Mickey BERTRAM	NED	BMW 130i	1:57.371	9	3.347	132.10
16	14	DC	Rintje RITSMA	NED	BMW 130i	1:57.536	7	3.512	131.91
17	20	DC	Hans RUTTE	NED	BMW 130i	1:58.591	7	4.567	130.74
18	5		Rory BERTRAM	NED	BMW 130i	2:02.715	3	8.691	126.35

Car 8, 2 times disallowed for yellow flag infringement  
Weather/Track: Sun 13°/Dry 30°

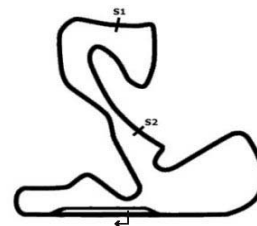
Zandvoort  
Circuit Length = 4.3070 km.  
Start: 11:45 End: 12:05

Race Director:	Steward:	Timekeeper:
----------------	----------	-------------

# BMW 130i Cup

## Qualifying 1 - Sector Analysis Report

Lap	S1 Time	S1 Spd	S2 Time	S2 Spd	S3 Time	S3 Spd	Lap Time	Pit	Lap	S1 Time	S1 Spd	S2 Time	S2 Spd	S3 Time	S3 Spd	Lap Time	Pit
<b>1 VERHEUL</b> NED BMW 130i BMW																	
1	20:44.448	140.4	33.463	173.6	34.875		21:52.786		4	50.978	159.5	29.709	175.6	34.059		1:54.746	
2	51.177	161.6	30.986	160.0	34.107		1:56.270		5	59.453	130.9	32.873	121.6	49.894		2:22.220	Pit
3	50.587	162.6	29.792	176.7	34.029		1:54.408										
<b>2 SANDERS</b> NED BMW 130i BMW																	
1	12:56.109	95.7	44.199	116.6	35.853		14:16.161		5	51.214	161.6	29.762	175.8	34.143		1:55.119	
2	51.617	161.6	29.836	176.1	34.216		1:55.669		6	59.633	117.6	35.566	124.1	49.136		2:24.335	Pit
3	1:01.552	118.0	36.899	128.2	50.399		2:28.850	Pit									
4	4:36.798	143.8	36.285	130.9	35.092		5:48.175										
<b>3 BLEEKEMOLEN</b> NED BMW 130i BMW																	
1	13:22.803	136.3	34.668	120.4	35.411		14:32.882		3	59.518	135.1	34.204	137.4	48.495		2:22.217	Pit
2	51.393	162.4	29.810	175.8	34.069		1:55.272										
<b>5 BERTRAM</b> NED BMW 130i BMW																	
1	12:05.251	98.4	39.927	92.1	41.575		13:26.753		3	6:26.600		1:15.129		1:20.270		9:01.999	Pit
2	55.349	143.2	32.605	146.7	34.761		2:02.715										
<b>6 BERTRAM</b> NED BMW 130i DC																	
1	12:06.085	94.8	40.215	94.9	41.130		13:27.430		6	52.282	159.5	30.513	171.9	44.233		2:07.028	Pit
2	55.086	140.9	32.823	140.4	35.091		2:03.000		7	1:59.805	159.5	30.704	173.0	34.937		3:05.446	
3	53.192	158.3	30.295	173.3	34.745		1:58.232		8	52.380	159.0	30.395	172.5	34.596		1:57.371	
4	1:00.406	150.2	34.501	123.7	42.053		2:16.960		9	1:02.598	117.1	34.177	156.5	41.862		2:18.637	
5	1:00.453	135.6	33.625	153.8	35.140		2:09.218										
<b>7 MOLENAAR</b> NED BMW 130i BMW																	
1	12:04.460	96.0	39.677	92.2	41.278		13:25.415		5	51.106	161.1	29.692	173.9	34.188		1:54.986	
2	56.207	140.6	32.489	139.5	34.939		2:03.635		6	51.062	161.4	30.307	175.3	34.028		1:55.397	
3	57.315	119.0	37.838	109.9	49.030		2:24.183	Pit	7	58.055	138.4	33.371	129.4	50.725		2:22.151	Pit
4	2:51.881	133.6	33.845	171.4	34.410		4:00.136										
<b>8 ENDE</b> NED BMW 130i BMW																	
1	13:34.941	154.5	34.704	161.4	34.302		14:43.947		6	1:04.199	124.7	37.220	121.4	47.312		2:28.731	Pit
2	51.374	132.8	34.296	164.6	34.667		2:00.337		7	2:11.435	141.1	31.310	169.5	34.645		3:17.390	
3	50.859	161.4	29.514	175.0	33.866		1:54.239		8	51.136	158.5	29.769	174.4	34.779		1:55.684	
4	50.998	160.4	29.729	175.0	33.830		1:54.557										
5	51.470	159.7	29.724	174.4	33.980		1:55.174										
<b>10 KOSTER</b> NED BMW 130i BMW																	
1	11:52.887	150.6	35.806	95.7	35.746		13:04.439		4	1:06.097	122.1	37.063	116.6	56.047		2:39.207	Pit
2	51.188	160.2	29.794	174.7	33.891		1:54.873										
3	51.307	159.5	29.877	172.8	34.500		1:55.684										



Circuit Length - 4.307 kilometres  
Circuit Park  
Zandvoort

Weather/Track: Sun 13°C/Dry 30°C

Printed at 12:13, Saturday, 05 May, 2007

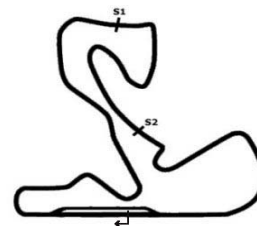
© MST Systems Ltd, 2005 (www.mstworld.com)

Page 1

# BMW 130i Cup

## Qualifying 1 - Sector Analysis Report

Lap	S1 Time	S1 Spd	S2 Time	S2 Spd	S3 Time	S3 Spd	Lap Time	Pit	Lap	S1 Time	S1 Spd	S2 Time	S2 Spd	S3 Time	S3 Spd	Lap Time	Pit
<b>11 KALFF</b>									<b>NED BMW 130i</b>								
1	12:57.094	128.8	33.438	143.0	38.114		14:08.646		6	51.450	158.5	30.078	172.8	44.136		2:05.664	Pit
2	54.610	143.8	30.701	167.4	34.431		1:59.742		7	3:20.688	140.8	31.940	154.9	35.953		4:28.581	
3	1:00.861	112.2	35.219	135.0	36.986		2:13.066		8	52.065	158.8	30.250	172.5	34.448		1:56.763	
4	52.454	136.8	33.504	149.7	35.606		2:01.564										
5	51.724	158.8	29.966	172.5	34.115		1:55.805										
<b>12 KOSTER</b>									<b>NED BMW 130i</b>								
1	11:51.671	159.0	36.247	98.0	35.830		13:03.748		4	1:06.473	111.8	37.559	106.2	57.188		2:41.220	Pit
2	51.135	162.4	29.711	175.3	34.481		1:55.327										
3	52.055	160.4	29.952	175.6	34.450		1:56.457										
<b>14 RITSMA</b>									<b>NED BMW 130i</b>								
1	11:54.204	148.5	35.958	97.7	35.883		13:06.045		5	52.356	157.6	30.622	169.8	34.558		1:57.536	
2	52.860	138.2	30.735	162.6	35.341		1:58.936		6	52.185	155.8	30.748	165.3	35.003		1:57.936	
3	52.370	157.8	30.539	156.5	46.025		2:08.934	Pit	7	1:02.582	128.4	37.377	127.8	52.959		2:32.918	Pit
4	2:00.487	111.9	38.608	144.5	35.537		3:14.632										
<b>15 ORANJE</b>									<b>NED BMW 130i</b>								
1	12:58.071	130.9	33.124	148.7	37.940		14:09.135		5	51.958	157.6	29.984	175.0	34.475		1:56.417	
2	54.518	142.8	30.754	169.5	34.729		2:00.001		6	51.954	155.1	31.922	162.4	50.123		2:13.999	Pit
3	1:00.565	112.2	35.563	138.9	36.399		2:12.527										
4	52.811	140.6	33.617	152.7	35.415		2:01.843										
<b>19 SCHOTHORST</b>									<b>NED BMW 130i</b>								
1	11:50.383	154.7	36.612	86.0	36.212		13:03.207		4	1:08.403	118.1	37.304	117.9	55.239		2:40.946	Pit
2	50.965	161.6	29.541	175.6	33.857		1:54.363										
3	50.820	161.6	29.624	176.7	33.866		1:54.310										
<b>20 RUTTE</b>									<b>NED BMW 130i</b>								
1	12:18.231	107.6	38.333	150.6	38.324		13:34.888		5	55.600	151.2	30.851	171.9	35.930		2:02.381	
2	53.477	154.5	30.668	172.8	35.583		1:59.728		6	52.929	156.2	30.347	163.8	35.347		1:58.623	
3	53.104	155.3	30.342	174.1	35.145		1:58.591		7	53.380	157.4	30.771	172.5	46.322		2:10.473	Pit
4	59.638	110.0	32.704	145.7	37.208		2:09.550										
<b>21 CORONEL</b>									<b>NED BMW 130i</b>								
1	11:47.606	143.6	38.747	86.3	36.097		13:02.450		4	1:08.448	117.0	37.246	118.9	54.199		2:39.893	Pit
2	50.776	162.1	29.543	173.9	33.705		1:54.024										
3	50.809	161.1	29.693	175.3	34.141		1:54.643										



Circuit Length - 4.307 kilometres  
Circuit Park Zandvoort

Weather/Track: Sun 13°C/Dry 30°C

Printed at 12:13, Saturday, 05 May, 2007

© MST Systems Ltd, 2005 (www.mstworld.com)

Page 2

# BMW 130i Cup

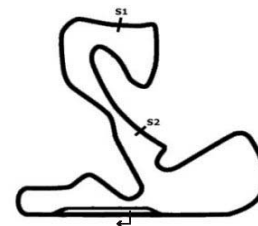
## Qualifying 1 - Sector Analysis Report

Lap S1 Time S1 Spd S2 Time S2 Spd S3 Time S3 Spd Lap Time Pit Lap S1 Time S1 Spd S2 Time S2 Spd S3 Time S3 Spd Lap Time Pit

23 VRIES						NED		BMW 130i					DC
1	12:21.657	111.4	37.560	123.4	42.434	13:41.651	6	1:01.497	125.8	35.620	118.2	50.375	2:27.492 Pit
2	59.871	142.6	32.994	143.2	35.876	2:08.741	7	2:04.284	138.9	32.378	162.8	35.740	3:12.402
3	1:00.619	129.8	33.932	145.5	36.641	2:11.192	8	51.937	159.2	29.977	172.8	34.257	1:56.171
4	52.175	161.1	29.685	173.6	34.296	1:56.156	9	1:03.229	117.3	37.666	105.6	55.395	2:36.290 Pit
5	51.342	160.9	30.268	173.6	34.335	1:55.945							

24 BLEEKEMOLEN						NED		BMW 130i					DC
1	11:13.067	141.7	31.646	167.1	35.500	12:20.213	4	59.359	122.4	36.649	124.8	51.507	2:27.515 Pit
2	52.406	158.1	30.315	175.0	35.299	1:58.020							
3	51.798	159.5	30.262	176.4	34.527	1:56.587							

41 HUISMAN						NED		BMW 130i					BMW
1	13:35.828	155.1	34.611	160.2	34.485	14:44.924	4	1:02.182	117.3	33.059	144.5	35.742	2:10.983
2	50.744	162.6	29.940	175.0	34.053	1:54.737	5	57.764	108.1	37.221	109.5	52.400	2:27.385 Pit
3	56.107	145.3	34.925	133.0	36.255	2:07.287							



Circuit Length - 4.307 kilometres  
Circuit Park  
Zandvoort

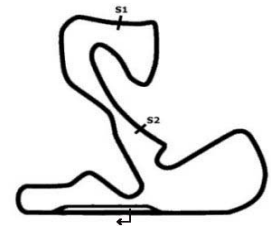
Weather/Track: Sun 13°C/Dry 30°C

Printed at 12:13, Saturday, 05 May, 2007  
© MST Systems Ltd, 2005 (www.mstworld.com)

# BMW 130i Cup

## Qualifying 1 - Best Sector Speeds Report

SECTOR 1				SECTOR 2				SECTOR 3				
POS	NO	NAME	SPEED	LAP	NO	NAME	SPEED	LAP	NO	NAME	SPEED	LAP
1	1	VERHEUL	162.6	3	1	VERHEUL	176.7	3				
2	41	HUISMAN	162.6	2	19	SCHOTHORST	176.7	3				
3	3	BLEEKEMOLE	162.4	2	24	BLEEKEMOLE	176.4	3				
4	12	KOSTER	162.4	2	2	SANDERS	176.1	2				
5	21	CORONEL	162.1	2	3	BLEEKEMOLE	175.8	2				
6	2	SANDERS	161.6	2	12	KOSTER	175.6	3				
7	19	SCHOTHORST	161.6	2	7	MOLENAAR	175.3	6				
8	7	MOLENAAR	161.4	6	21	CORONEL	175.3	3				
9	23	VRIES	161.1	4	15	ORANJE	175.0	5				
10	10	KOSTER	160.2	2	41	HUISMAN	175.0	2				
11	8	ENDE	159.7	5	10	KOSTER	174.7	2				
12	6	BERTRAM	159.5	6	8	ENDE	174.4	5				
13	24	BLEEKEMOLE	159.5	3	20	RUTTE	174.1	3				
14	11	KALFF	158.8	5	23	VRIES	173.6	4				
15	14	RITSMA	157.8	3	6	BERTRAM	173.3	3				
16	15	ORANJE	157.6	5	11	KALFF	172.8	6				
17	20	RUTTE	157.4	7	14	RITSMA	169.8	5				
18	5	BERTRAM	143.2	2	5	BERTRAM	146.7	2				



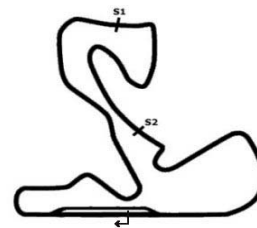
Circuit Length - 4.307 kilometres  
 Circuit Park  
 Zandvoort

Weather/Track: Sun 13°C/Dry 30°C

## BMW 130i Cup Qualifying 1 - Best Sector Times Report

POS	SECTOR 1			SECTOR 2			SECTOR 3			IDEAL/BEST LAP COMPARISON					
	NO	TIME	LAP	NO	TIME	LAP	NO	TIME	LAP	NO	NAME	IDEAL	BEST	LAP	DIFF
1	1	50.587	3	19	29.541	2	21	33.705	2	21	CORONEL	1:54.024	1:54.024	2	+ 0.000
2	41	50.744	2	21	29.543	2	19	33.857	2	19	SCHOTHORS	1:54.218	1:54.310	3	+ 0.092
3	21	50.776	2	23	29.685	4	10	33.891	2	1	VERHEUL	1:54.325	1:54.408	3	+ 0.083
4	19	50.820	3	7	29.692	5	8	33.980	5	41	HUISMAN	1:54.737	1:54.737	2	+ 0.000
5	7	51.062	6	1	29.709	4	7	34.028	6	7	MOLENAAR	1:54.782	1:54.986	5	+ 0.204
6	12	51.135	2	12	29.711	2	1	34.029	3	8	ENDE	1:54.840	1:55.174	5	+ 0.334
7	8	51.136	8	8	29.724	5	41	34.053	2	10	KOSTER	1:54.873	1:54.873	2	+ 0.000
8	10	51.188	2	2	29.762	5	3	34.069	2	2	SANDERS	1:55.119	1:55.119	5	+ 0.000
9	2	51.214	5	10	29.794	2	11	34.115	5	3	BLEEKEMOL	1:55.272	1:55.272	2	+ 0.000
10	23	51.342	5	3	29.810	2	2	34.143	5	23	VRIES	1:55.284	1:55.945	5	+ 0.661
11	3	51.393	2	41	29.940	2	23	34.257	8	12	KOSTER	1:55.296	1:55.327	2	+ 0.031
12	11	51.450	6	11	29.966	5	12	34.450	3	11	KALFF	1:55.531	1:55.805	5	+ 0.274
13	24	51.798	3	15	29.984	5	15	34.475	5	15	ORANJE	1:56.413	1:56.417	5	+ 0.004
14	15	51.954	6	24	30.262	3	24	34.527	3	24	BLEEKEMOL	1:56.587	1:56.587	3	+ 0.000
15	14	52.185	6	6	30.295	3	14	34.558	5	6	BERTRAM	1:57.173	1:57.371	8	+ 0.198
16	6	52.282	6	20	30.342	3	6	34.596	8	14	RITSMA	1:57.282	1:57.536	5	+ 0.254
17	20	52.929	6	14	30.539	3	5	34.761	2	20	RUTTE	1:58.416	1:58.591	3	+ 0.175
18	5	55.349	2	5	32.605	2	20	35.145	3	5	BERTRAM	2:02.715	2:02.715	2	+ 0.000

'Perfect Lap' - 1:53.833



Circuit Length - 4.307 kilometres  
Circuit Park  
Zandvoort

Weather/Track: Sun 13°C/Dry 30°C

## BMW 130i Cup QUALIFYING 2

POS	NO	CL	DRIVER	NAT	CAR	TIME	LAPS	GAP	KPH
1	21		Tim CORONEL	NED	BMW 130i	1:54.183	4		135.79
2	19		Bas SCHOTHORST	NED	BMW 130i	1:54.336	4	0.153	135.61
3	8		Ricardo van der ENDE	NED	BMW 130i	1:54.359	5	0.176	135.58
4	1		Jan Joris VERHEUL	NED	BMW 130i	1:54.450	4	0.267	135.47
5	7		Donald MOLENAAR	NED	BMW 130i	1:54.534	4	0.351	135.37
6	2		Bertus SANDERS	NED	BMW 130i	1:54.668	4	0.485	135.21
7	5		Rory BERTRAM	NED	BMW 130i	1:55.189	4	1.006	134.60
8	12		Marc KOSTER	NED	BMW 130i	1:55.216	4	1.033	134.57
9	10		Dillon KOSTER	NED	BMW 130i	1:55.248	5	1.065	134.53
10	23	DC	Andre de VRIES	NED	BMW 130i	1:55.371	4	1.188	134.39
11	3		Sebastn BLEEKEMOLEN	NED	BMW 130i	1:55.382	4	1.199	134.38
12	11		Allard KALFF	NED	BMW 130i	1:55.383	4	1.200	134.38
13	41		Duncan HUISMAN	NED	BMW 130i	1:55.613	4	1.430	134.11
14	6	DC	Mickey BERTRAM	NED	BMW 130i	1:55.920	4	1.737	133.75
15	15	DC	Bernhard van ORANJE	NED	BMW 130i	1:56.593	4	2.410	132.98
16	14	DC	Rintje RITSMA	NED	BMW 130i	1:56.618	7	2.435	132.95
17	24	DC	Nick BLEEKEMOLEN	NED	BMW 130i	1:56.762	7	2.579	132.79
18	20	DC	Hans RUTTE	NED	BMW 130i	1:58.014	7	3.831	131.38

Weather/Track: Sun 12°/Dry 31°

Zandvoort  
Circuit Length = 4.3070 km.  
Start: 13:00 End: 13:35

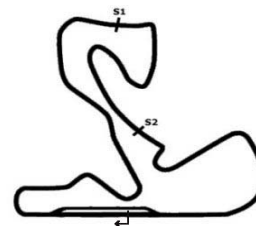
Race Director:	Steward:	Timekeeper:
----------------	----------	-------------



# BMW 130i Cup

## Qualifying 2 - Sector Analysis Report

Lap	S1 Time	S1 Spd	S2 Time	S2 Spd	S3 Time	S3 Spd	Lap Time	Pit	Lap	S1 Time	S1 Spd	S2 Time	S2 Spd	S3 Time	S3 Spd	Lap Time	Pit
<b>1 VERHEUL</b> NED BMW 130i																	
1	19:48.598	147.1	31.142	154.7	34.189		20:53.929		4	55.316	132.0	32.132	130.7	45.170		2:12.618	Pit
2	50.907	161.9	29.546	175.6	33.997		1:54.450										
3	50.880	158.1	29.673	175.6	34.081		1:54.634										
<b>2 SANDERS</b> NED BMW 130i																	
1	19:47.800	152.9	31.183	165.8	34.363		20:53.346		4	55.973	129.4	32.765	140.0	46.343		2:15.081	Pit
2	51.084	160.9	29.754	174.7	34.436		1:55.274										
3	51.091	160.7	29.598	177.3	33.979		1:54.668										
<b>3 BLEEKEMOLEN</b> NED BMW 130i																	
1	16:29.417	137.2	36.777	95.0	36.234		17:42.428		4	1:03.886	127.5	36.570	122.8	52.497		2:32.953	Pit
2	51.327	161.9	29.936	173.6	34.119		1:55.382										
3	51.659	160.0	30.082	173.9	34.256		1:55.997										
<b>5 BERTRAM</b> NED BMW 130i																	
1	16:20.809	116.3	37.226	97.5	35.358		17:33.393		4	58.974	121.7	35.478	123.0	51.908		2:26.360	Pit
2	51.363	160.4	29.670	173.0	34.156		1:55.189										
3	51.550	160.7	29.766	173.6	34.203		1:55.519										
<b>6 BERTRAM</b> NED BMW 130i DC																	
1	14:00.814	132.0	34.371	129.6	50.278		15:25.463 Pit		4	1:09.907	134.4	31.590	165.8	50.437		2:31.934	Pit
2	11:07.389	157.2	35.265	100.1	35.477		12:18.131										
3	51.600	158.8	30.056	175.0	34.264		1:55.920										
<b>7 MOLENAAR</b> NED BMW 130i																	
1	16:21.572	121.8	37.577	93.7	35.708		17:34.857		4	1:00.080	126.3	35.141	115.8	52.289		2:27.510	Pit
2	50.954	162.1	29.705	175.3	33.875		1:54.534										
3	50.998	162.6	29.905	175.3	33.907		1:54.810										
<b>8 ENDE</b> NED BMW 130i																	
1	29:55.196	148.5	31.299	165.3	34.426		31:00.921		4	51.131	158.5	29.851	173.3	34.388		1:55.370	
2	50.828	159.5	29.553	175.0	33.978		1:54.359		5	1:07.578	120.2	37.395	113.6	53.158		2:38.131	Pit
3	50.955	160.9	29.649	173.9	34.101		1:54.705										
<b>10 KOSTER</b> NED BMW 130i																	
1	15:23.777	120.8	33.444	126.3	49.026		16:46.247 Pit		4	51.593	161.4	30.090	171.9	34.174		1:55.857	
2	9:45.635	157.4	35.700	97.6	34.685		10:56.020		5	1:04.279	123.9	34.635	131.3	48.613		2:27.527	Pit
3	51.262	160.4	29.893	173.3	34.093		1:55.248										
<b>11 KALFF</b> NED BMW 130i																	
1	14:10.972	138.1	32.293	146.7	36.122		15:19.387		4	58.975	128.8	33.179	134.1	45.528		2:17.682	Pit
2	51.189	161.6	29.945	172.8	34.266		1:55.400										
3	51.337	161.4	29.895	173.3	34.151		1:55.383										



Circuit Length - 4.307 kilometres  
Circuit Park Zandvoort

Weather/Track: Sun 12°C/Dry 31°C

# BMW 130i Cup

## Qualifying 2 - Sector Analysis Report

Lap S1 Time S1 Spd S2 Time S2 Spd S3 Time S3 Spd Lap Time Pit Lap S1 Time S1 Spd S2 Time S2 Spd S3 Time S3 Spd Lap Time Pit

12 KOSTER						NED		BMW 130i						
1	26:31.441	159.2	35.734	107.8	34.870	27:42.045		4	1:00.122	112.6	35.337	115.7	50.834	2:26.293 Pit
2	51.172	161.9	29.734	175.6	34.310	1:55.216								
3	51.558	159.0	29.935	172.2	34.375	1:55.868								

14 RITSMA						NED		BMW 130i			DC			
1	13:53.597	119.2	39.909	105.8	35.848	15:09.354		5	8:17.840	143.0	31.524	162.4	34.817	9:24.181
2	52.031	158.8	30.005	166.4	34.582	1:56.618		6	52.081	157.2	30.435	170.3	34.691	1:57.207
3	51.921	157.8	30.165	167.7	34.727	1:56.813		7	1:03.129	115.1	38.436	118.8	53.615	2:35.180 Pit
4	1:04.207	118.2	38.316	123.7	52.779	2:35.302 Pit								

15 ORANJE						NED		BMW 130i			DC			
1	14:12.366	145.1	31.331	148.9	36.628	15:20.325		4	56.692	132.6	32.870	142.6	47.241	2:16.803 Pit
2	51.816	158.8	30.125	172.8	34.652	1:56.593								
3	52.138	152.7	30.368	172.8	34.857	1:57.363								

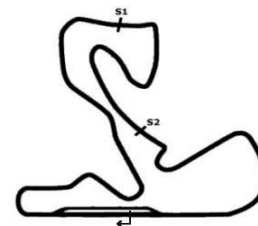
19 SCHOTHORST						NED		BMW 130i						
1	26:30.383	160.7	35.599	109.8	35.457	27:41.439		4	1:02.005	86.4	39.773	93.7	56.025	2:37.803 Pit
2	50.916	159.7	29.533	176.1	33.887	1:54.336								
3	51.072	160.0	29.798	175.0	34.175	1:55.045								

20 RUTTE						NED		BMW 130i			DC			
1	13:35.511	115.3	33.877	165.8	36.081	14:45.469		5	2:08.757	155.3	30.279	172.8	35.267	3:14.303
2	52.396	154.7	30.450	173.3	35.232	1:58.078		6	52.316	156.0	30.371	172.5	35.580	1:58.267
3	52.322	154.7	30.609	172.2	35.083	1:58.014		7	52.733	156.5	30.969	165.8	46.161	2:09.863 Pit
4	54.070	113.3	33.300	159.5	47.161	2:14.531 Pit								

21 CORONEL						NED		BMW 130i						
1	26:29.254	132.0	36.060	104.2	35.205	27:40.519		4	8:53.024	88.3	48.760	76.7	1:08.160	10:49.944 Pit
2	50.766	162.6	29.589	173.6	33.828	1:54.183								
3	1:15.289	101.2	44.670	79.5	1:01.511	3:01.470 Pit								

23 VRIES						NED		BMW 130i			DC			
1	26:33.867	154.9	34.854	99.3	35.606	27:44.327		4	1:04.255	120.2	36.277	113.4	54.858	2:35.390 Pit
2	51.585	161.4	29.695	176.1	34.091	1:55.371								
3	51.795	160.7	29.897	173.9	34.287	1:55.979								

24 BLEEKEMOLEN						NED		BMW 130i			DC			
1	13:35.920	131.2	33.138	165.1	35.268	14:44.326		5	2:08.969	142.8	32.056	163.8	35.793	3:16.818
2	52.036	160.0	30.116	173.9	34.610	1:56.762		6	52.027	156.7	30.353	173.0	34.716	1:57.096
3	52.114	157.6	30.441	174.7	34.960	1:57.515		7	54.994	152.7	33.879	135.1	46.243	2:15.116 Pit
4	56.059	133.3	32.494	149.3	44.250	2:12.803 Pit								



Circuit Length - 4.307 kilometres  
Circuit Park  
Zandvoort

Weather/Track: Sun 12°C/Dry 31°C

Printed at 13:38, Saturday, 05 May, 2007

© MST Systems Ltd, 2005 (www.mstworld.com)

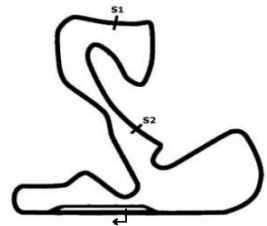
Page 2

# BMW 130i Cup

## Qualifying 2 - Sector Analysis Report

*Lap S1 Time S1 Spd S2 Time S2 Spd S3 Time S3 Spd Lap Time Pit Lap S1 Time S1 Spd S2 Time S2 Spd S3 Time S3 Spd Lap Time Pit*

41 HUISMAN						NED		BMW 130i							
1	29:55.635	140.8	31.434	162.4	34.321	31:01.390		4	1:04.439	140.9	31.523	152.5	43.858	2:19.820 Pit	
2	51.694	153.1	29.771	174.1	34.148	1:55.613									
3	51.691	159.5	30.094	173.3	34.280	1:56.065									



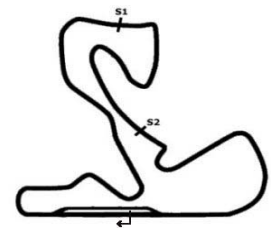
Circuit Length - 4.307 kilometres  
Circuit Park  
Zandvoort

Weather/Track: Sun 12°C/Dry 31°C

Printed at 13:38, Saturday, 05 May, 2007  
© MST Systems Ltd, 2005 (www.mstworld.com)

## BMW 130i Cup Qualifying 2 - Best Sector Speeds Report

SECTOR 1				SECTOR 2				SECTOR 3				
POS	NO	NAME	SPEED	LAP	NO	NAME	SPEED	LAP	NO	NAME	SPEED	LAP
1	7	MOLENAAR	162.6	3	2	SANDERS	177.3	3				
2	21	CORONEL	162.6	2	19	SCHOTHORST	176.1	2				
3	1	VERHEUL	161.9	2	23	VRIES	176.1	2				
4	3	BLEEKEMOLE	161.9	2	1	VERHEUL	175.6	2				
5	12	KOSTER	161.9	2	12	KOSTER	175.6	2				
6	11	KALFF	161.6	2	7	MOLENAAR	175.3	2				
7	10	KOSTER	161.4	4	6	BERTRAM	175.0	3				
8	23	VRIES	161.4	2	8	ENDE	175.0	2				
9	2	SANDERS	160.9	2	24	BLEEKEMOLE	174.7	3				
10	8	ENDE	160.9	3	41	HUISMAN	174.1	2				
11	5	BERTRAM	160.7	3	3	BLEEKEMOLE	173.9	3				
12	19	SCHOTHORST	160.7	1	5	BERTRAM	173.6	3				
13	24	BLEEKEMOLE	160.0	2	21	CORONEL	173.6	2				
14	41	HUISMAN	159.5	3	10	KOSTER	173.3	3				
15	6	BERTRAM	158.8	3	11	KALFF	173.3	3				
16	14	RITSMA	158.8	2	20	RUTTE	173.3	2				
17	15	ORANJE	158.8	2	15	ORANJE	172.8	2				
18	20	RUTTE	156.5	7	14	RITSMA	170.3	6				



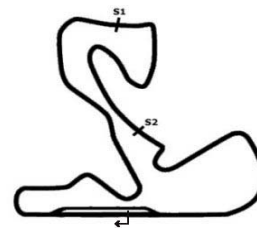
Circuit Length - 4.307 kilometres  
Circuit Park  
Zandvoort

Weather/Track: Sun 12°C/Dry 31°C

## BMW 130i Cup Qualifying 2 - Best Sector Times Report

POS	NO	SECTOR 1		SECTOR 2		SECTOR 3		IDEAL/BEST LAP COMPARISON							
		TIME	LAP	NO	TIME	LAP	NO	TIME	LAP	NO	NAME	IDEAL	BEST	LAP	DIFF
1	21	50.766	2	19	29.533	2	21	33.828	2	21	CORONEL	1:54.183	1:54.183	2	+ 0.000
2	8	50.828	2	1	29.546	2	7	33.875	2	19	SCHOTHORS	1:54.336	1:54.336	2	+ 0.000
3	1	50.880	3	8	29.553	2	19	33.887	2	8	ENDE	1:54.359	1:54.359	2	+ 0.000
4	19	50.916	2	21	29.589	2	8	33.978	2	1	VERHEUL	1:54.423	1:54.450	2	+ 0.027
5	7	50.954	2	2	29.598	3	2	33.979	3	7	MOLENAAR	1:54.534	1:54.534	2	+ 0.000
6	2	51.084	2	5	29.670	2	1	33.997	2	2	SANDERS	1:54.661	1:54.668	3	+ 0.007
7	12	51.172	2	23	29.695	2	23	34.091	2	5	BERTRAM	1:55.189	1:55.189	2	+ 0.000
8	11	51.189	2	7	29.705	2	10	34.093	3	12	KOSTER	1:55.216	1:55.216	2	+ 0.000
9	10	51.262	3	12	29.734	2	3	34.119	2	11	KALFF	1:55.235	1:55.383	3	+ 0.148
10	3	51.327	2	41	29.771	2	41	34.148	2	10	KOSTER	1:55.248	1:55.248	3	+ 0.000
11	5	51.363	2	10	29.893	3	11	34.151	3	23	VRIES	1:55.371	1:55.371	2	+ 0.000
12	23	51.585	2	11	29.895	3	5	34.156	2	3	BLEEKEMOL	1:55.382	1:55.382	2	+ 0.000
13	6	51.600	3	3	29.936	2	6	34.264	3	41	HUISMAN	1:55.610	1:55.613	2	+ 0.003
14	41	51.691	3	14	30.005	2	12	34.310	2	6	BERTRAM	1:55.920	1:55.920	3	+ 0.000
15	15	51.816	2	6	30.056	3	14	34.582	2	14	RITSMAN	1:56.508	1:56.618	2	+ 0.110
16	14	51.921	3	24	30.116	2	24	34.610	2	15	ORANJE	1:56.593	1:56.593	2	+ 0.000
17	24	52.027	6	15	30.125	2	15	34.652	2	24	BLEEKEMOL	1:56.753	1:56.762	2	+ 0.009
18	20	52.316	6	20	30.279	5	20	35.083	3	20	RUTTE	1:57.678	1:58.014	3	+ 0.336

'Perfect Lap' - 1:54.127



Circuit Length - 4.307 kilometres  
Circuit Park  
Zandvoort

Weather/Track: Sun 12°C/Dry 31°C

**BMW 130i Cup  
GRID FOR RACE 1 - AMENDED**

ROW 10		16	ORANJE	
ROW 9	5	BERTRAM	20	RUTTE
ROW 8	14	RITSMA	24	BLEEKEMOLEN
ROW 7	6	BERTRAM	15	ORANJE
ROW 6	23	VRIES	11	KALFF
ROW 5	3	BLEEKEMOLEN	12	KOSTER
ROW 4	41	HUISMAN	10	KOSTER
ROW 3	2	SANDERS	8	ENDE
ROW 2	7	MOLENAAR	1	VERHEUL
ROW 1	19	SCHOTHORST	21	CORONEL
<b>POLE</b>				

Car 16 permitted to start.

Zandvoort  
Circuit Length = 4.3070 km.

Race Director:	Steward:	Timekeeper:
----------------	----------	-------------

BMW 130i CUP

TOTAL QUALIFYING TIMES

POS	NO CLASS	NAME	SESSION 1	SESSION 2	TOTAL	GAP
1	21	Tim CORONEL	1:54.024	1:54.183	3:48.207	
2	19	Bas SCHOTHORST	1:54.310	1:54.336	3:48.646	0.439
3	1	Jan Joris VERHEUL	1:54.408	1:54.450	3:48.858	0.651
4	7	Donald MOLENAAR	1:54.986	1:54.534	3:49.520	1.313
5	8	Ricardo van der ENDE	1:55.174	1:54.359	3:49.533	1.326
6	2	Bertus SANDERS	1:55.119	1:54.668	3:49.787	1.580
7	10	Dillon KOSTER	1:54.873	1:55.248	3:50.121	1.914
8	41	Duncan HUISMAN	1:54.737	1:55.613	3:50.350	2.143
9	12	Marc KOSTER	1:55.327	1:55.216	3:50.543	2.336
10	3	Sebastn BLEEKEMOLEN	1:55.272	1:55.382	3:50.654	2.447
11	11	Allard KALFF	1:55.805	1:55.383	3:51.188	2.981
12	23 DC	Andre de VRIES	1:55.945	1:55.371	3:51.316	3.109
13	15 DC	Bernhard van ORANJE	1:56.417	1:56.593	3:53.010	4.803
14	6 DC	Mickey BERTRAM	1:57.371	1:55.920	3:53.291	5.084
15	24 DC	Nick BLEEKEMOLEN	1:56.587	1:56.762	3:53.349	5.142
16	14 DC	Rintje RITSMA	1:57.536	1:56.618	3:54.154	5.947
17	20 DC	Hans RUTTE	1:58.591	1:58.014	3:56.605	8.398
18	5	Rory BERTRAM	2:02.715	1:55.189	3:57.904	9.697

Race Director:	Steward:	Timekeeper:
----------------	----------	-------------

## BMW 130i Cup

### RACE CLASSIFICATION - RACE 1

POS	NO	CL	DRIVER	NAT	CAR	TIME	LAPS	GAP	KPH	BEST
1	21		Tim CORONEL	NED	BMW 130i	19:30.061	10		132.51	1:55.634
2	1		Jan Joris VERHEUL	NED	BMW 130i	19:30.522	10	0.461	132.46	1:55.481
3	19		Bas SCHOTHORST	NED	BMW 130i	19:30.977	10	0.916	132.41	1:55.872
4	8		Ricardo van der ENDE	NED	BMW 130i	19:31.652	10	1.591	132.33	1:55.758
5	11		Allard KALFF	NED	BMW 130i	19:36.639	10	6.578	131.77	1:56.044
6	5		Rory BERTRAM	NED	BMW 130i	19:40.857	10	10.796	131.30	1:55.328
7	23	DC	Andre de VRIES	NED	BMW 130i	19:41.193	10	11.132	131.26	1:56.476
8	10		Dillon KOSTER	NED	BMW 130i	19:42.413	10	12.352	131.13	1:56.504
9	12		Marc KOSTER	NED	BMW 130i	19:43.822	10	13.761	130.97	1:56.596
10	6	DC	Mickey BERTRAM	NED	BMW 130i	19:50.812	10	20.751	130.20	1:57.226
11	7		Donald MOLENAAR	NED	BMW 130i	19:51.414	10	21.353	130.14	1:56.232
12	15	DC	Bernhard van ORANJE	NED	BMW 130i	19:54.054	10	23.993	129.85	1:57.135
13	14	DC	Rintje RITSMA	NED	BMW 130i	19:55.874	10	25.813	129.65	1:57.660
14	20	DC	Hans RUTTE	NED	BMW 130i	20:17.576	10	47.515	127.34	1:59.650
15	2		Bertus SANDERS	NED	BMW 130i	13:41.275	7	3 LAPS	132.15	1:55.693

#### NOT CLASSIFIED

3			Sebastn BLEEKEMOLEN	NED	BMW 130i	10:08.263	5	D.N.F.	127.45	1:55.967
41			Duncan HUISMAN	NED	BMW 130i	8:10.309	4	D.N.F.	126.49	1:56.776
16	DC		Pieter van ORANJE	NED	BMW 130i	5:24.520	2	D.N.F.	95.55	2:33.395
24	DC		Nick BLEEKEMOLEN	NED	BMW 130i		0	D.N.F.	N/A	

#### FASTEST LAP

5			Rory BERTRAM		BMW 130i	1:55.328	2	134.44kph	83.54mph	
23	DC		Andre de VRIES		BMW 130i	1:56.476	10	133.11kph	82.71mph	

Weather/Track: Sun 14°/Dry 26°

Zandvoort  
Circuit Length = 4.3070 km.  
Start: 13:04 End: 13:24

Race Director:	Steward:	Timekeeper:
----------------	----------	-------------



## BMW 130i Cup

### RACE CLASSIFICATION - RACE 1 - DRIVERS CUP

POS	NO	CL	DRIVER	NAT	CAR	TIME	LAPS	GAP	KPH	BEST
1	23	DC	Andre de VRIES	NED	BMW 130i	19:41.193	10		131.26	1:56.476
2	6	DC	Mickey BERTRAM	NED	BMW 130i	19:50.812	10	9.619	130.20	1:57.226
3	15	DC	Bernhard van ORANJE	NED	BMW 130i	19:54.054	10	12.861	129.85	1:57.135
4	14	DC	Rintje RITSMA	NED	BMW 130i	19:55.874	10	14.681	129.65	1:57.660
5	20	DC	Hans RUTTE	NED	BMW 130i	20:17.576	10	36.383	127.34	1:59.650
NOT CLASSIFIED										
16	DC	Pieter van ORANJE	NED	BMW 130i	5:24.520	2	D.N.F.	95.55	2:33.395	
24	DC	Nick BLEEKEMOLEN	NED	BMW 130i		0	D.N.F.	N/A		
FASTEST LAP										
23	DC	Andre de VRIES		BMW 130i	1:56.476	10	133.11kph	82.71mph		

Weather/Track: Sun 14°/Dry 26°

Zandvoort  
Circuit Length = 4.3070 km.  
Start: 13:04 End: 13:24

Race Director:	Steward:	Timekeeper:
----------------	----------	-------------

# BMW 130i Cup

## Race 1 - Sector Analysis Report

Lap S1 Time S1 Spd S2 Time S2 Spd S3 Time S3 Spd Lap Time Pit Lap S1 Time S1 Spd S2 Time S2 Spd S3 Time S3 Spd Lap Time Pit

1 VERHEUL						NED		BMW 130i						
1	1:00.522	157.6	30.288	174.1	33.942		2:04.752	7	51.356	157.6	30.243	174.7	34.245	1:55.844
2	51.729	158.5	30.472	175.0	34.146		1:56.347	8	51.471	158.3	30.216	171.4	34.448	1:56.135
3	51.246	157.2	30.137	175.0	34.098		1:55.481	9	51.500	158.5	30.600	170.8	34.494	1:56.594
4	51.160	158.5	30.908	167.7	34.136		1:56.204	10	51.809	157.2	30.642	171.4	34.473	1:56.924
5	51.130	158.3	30.374	172.8	34.218		1:55.722							
6	51.101	157.2	30.787	170.6	34.631		1:56.519							

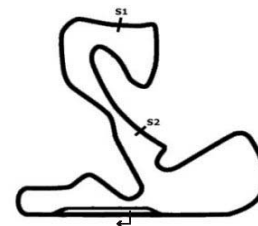
2 SANDERS						NED		BMW 130i						
1	59.967	156.9	30.208	173.9	34.171		2:04.346	5	51.355	158.8	31.155	166.9	34.239	1:56.749
2	51.476	158.8	30.453	174.4	34.179		1:56.108	6	51.263	158.3	30.054	174.4	34.839	1:56.156
3	51.633	160.0	30.007	175.3	34.053		1:55.693	7	51.650	158.8	30.152	175.3	34.280	1:56.082
4	51.389	158.5	30.236	170.6	34.516		1:56.141							

3 BLEEKEMOLEN						NED		BMW 130i						
1	1:02.936	157.8	30.171	172.5	34.289		2:07.396	4	51.831	157.2	30.514	172.8	34.688	1:57.033
2	51.564	158.3	30.134	174.4	34.269		1:55.967	5	52.031	155.1	31.163	171.1	48.039	2:11.233 Pit
3	51.723	154.7	30.391	172.8	34.520		1:56.634							

5 BERTRAM						NED		BMW 130i						
1	1:04.098	156.5	30.581	174.4	34.088		2:08.767	7	52.177	158.5	30.587	171.4	34.653	1:57.417
2	51.439	158.1	29.868	174.7	34.021		1:55.328	8	51.958	156.5	30.332	171.7	34.458	1:56.748
3	51.402	152.5	30.781	173.9	34.076		1:56.259	9	51.848	157.8	30.262	171.9	34.330	1:56.440
4	51.743	158.5	30.472	172.2	34.623		1:56.838	10	51.707	157.4	30.376	171.1	34.566	1:56.649
5	52.012	153.4	31.249	173.3	36.889		2:00.150							
6	51.886	157.8	30.082	172.5	34.293		1:56.261							

6 BERTRAM						NED		BMW 130i						DC
1	1:05.735	153.8	31.396	171.1	34.692		2:11.823	7	52.266	151.4	30.943	171.7	34.927	1:58.136
2	52.064	155.3	30.494	173.6	34.690		1:57.248	8	52.402	156.9	30.623	170.8	34.773	1:57.798
3	52.598	155.6	30.488	170.0	34.722		1:57.808	9	52.235	156.2	30.823	169.8	34.924	1:57.982
4	52.760	155.8	30.499	171.9	34.650		1:57.909	10	52.281	157.2	30.445	170.6	34.605	1:57.331
5	51.863	156.7	30.517	173.0	34.846		1:57.226							
6	52.347	156.9	30.584	171.4	34.620		1:57.551							

7 MOLENAAR						NED		BMW 130i						
1	1:09.602	158.3	30.454	170.6	34.443		2:14.499	7	52.483	153.1	30.800	171.1	34.826	1:58.109
2	51.778	157.8	30.110	172.2	34.344		1:56.232	8	52.479	156.5	30.607	171.4	34.921	1:58.007
3	51.554	160.7	30.208	166.9	34.556		1:56.318	9	52.145	156.7	31.363	162.1	35.078	1:58.586
4	52.145	158.8	30.308	171.4	34.515		1:56.968	10	52.348	158.8	30.590	169.5	34.650	1:57.588
5	52.352	156.0	30.379	171.9	34.476		1:57.207							
6	52.748	158.1	30.494	171.4	34.658		1:57.900							



Circuit Length - 4.307 kilometres  
Circuit Park  
Zandvoort

Weather/Track: Sun 14°C/Dry 26°C

Printed at 13:38, Sunday, 06 May, 2007

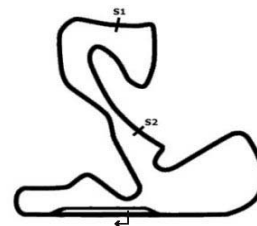
© MST Systems Ltd, 2005 (www.mstworld.com)

Page 1

# BMW 130i Cup

## Race 1 - Sector Analysis Report

Lap	S1 Time	S1 Spd	S2 Time	S2 Spd	S3 Time	S3 Spd	Lap Time	Pit	Lap	S1 Time	S1 Spd	S2 Time	S2 Spd	S3 Time	S3 Spd	Lap Time	Pit
<b>8 ENDE NED BMW 130i</b>																	
1	1:00.101	157.2	30.295	174.7	34.135		2:04.531		7	51.551	157.6	30.203	174.7	34.400		1:56.154	
2	51.535	158.8	30.595	175.3	34.202		1:56.332		8	51.860	155.6	30.340	173.3	34.490		1:56.690	
3	52.257	156.2	30.299	174.1	34.215		1:56.771		9	51.856	155.1	30.310	173.0	34.543		1:56.709	
4	51.480	154.7	30.089	173.9	34.189		1:55.758		10	51.656	156.0	30.357	173.3	34.315		1:56.328	
5	51.309	155.1	30.207	172.5	34.620		1:56.136										
6	51.263	157.4	30.181	174.1	34.799		1:56.243										
<b>10 KOSTER NED BMW 130i</b>																	
1	1:03.765	158.3	30.348	171.7	34.234		2:08.347		7	52.144	155.8	31.194	169.5	34.946		1:58.284	
2	53.092	156.9	30.051	171.9	34.206		1:57.349		8	51.947	154.9	30.531	169.8	34.488		1:56.966	
3	51.890	156.5	30.386	168.7	34.228		1:56.504		9	51.832	156.5	30.279	173.3	34.473		1:56.584	
4	51.863	157.4	30.343	171.4	34.578		1:56.784		10	51.744	156.0	30.549	170.3	34.887		1:57.180	
5	51.586	156.5	30.566	171.4	35.122		1:57.274										
6	52.042	155.8	30.507	170.3	34.592		1:57.141										
<b>11 KALFF NED BMW 130i</b>																	
1	1:01.048	157.2	30.339	174.4	34.298		2:05.685		7	52.016	156.5	30.301	172.2	34.416		1:56.733	
2	51.760	158.3	30.137	173.9	34.392		1:56.289		8	51.925	156.7	30.338	172.2	34.868		1:57.131	
3	51.427	157.8	30.316	174.4	34.301		1:56.044		9	52.131	156.7	30.512	169.8	34.980		1:57.623	
4	51.608	155.8	30.352	172.5	34.399		1:56.359		10	52.150	154.9	30.645	169.5	34.869		1:57.664	
5	51.531	155.6	30.281	172.8	34.498		1:56.310										
6	51.689	157.4	30.340	171.7	34.772		1:56.801										
<b>12 KOSTER NED BMW 130i</b>																	
1	1:03.931	157.8	30.408	173.6	34.217		2:08.556		7	51.913	158.1	30.343	172.5	34.704		1:56.960	
2	52.050	157.4	30.024	174.1	34.522		1:56.596		8	52.126	157.4	30.539	169.8	34.663		1:57.328	
3	52.715	157.4	31.604	172.8	34.604		1:58.923		9	51.909	157.4	30.356	173.6	34.592		1:56.857	
4	51.793	157.8	30.928	172.8	34.439		1:57.160		10	52.060	156.2	30.627	171.7	34.897		1:57.584	
5	51.654	158.8	30.325	173.9	34.733		1:56.712										
6	52.032	157.2	30.222	174.1	34.892		1:57.146										
<b>14 RITSMA NED BMW 130i DC</b>																	
1	1:05.266	154.0	31.375	172.2	34.696		2:11.337		7	52.689	152.9	30.680	168.4	35.071		1:58.440	
2	52.194	155.3	30.606	170.6	34.860		1:57.660		8	52.627	154.9	30.733	170.0	35.133		1:58.493	
3	52.431	155.8	30.499	170.0	34.880		1:57.810		9	52.738	154.0	30.875	170.3	35.142		1:58.755	
4	53.425	154.2	30.610	170.0	34.833		1:58.868		10	52.726	146.7	30.862	170.0	34.915		1:58.503	
5	52.282	154.0	30.582	169.8	34.991		1:57.855										
6	52.541	153.1	30.698	170.0	34.914		1:58.153										
<b>15 ORANJE NED BMW 130i DC</b>																	
1	1:04.572	152.7	31.483	171.7	34.482		2:10.537		7	54.210	122.1	30.919	171.4	34.873		2:00.002	
2	52.124	154.7	30.368	174.1	34.717		1:57.209		8	52.457	155.1	30.491	172.8	34.865		1:57.813	
3	51.881	156.9	30.539	172.2	34.715		1:57.135		9	52.239	152.5	31.653	171.1	34.884		1:58.776	
4	52.112	157.8	30.726	172.8	35.506		1:58.344		10	52.682	152.3	30.850	171.7	35.084		1:58.616	
5	52.344	155.6	30.387	174.1	34.811		1:57.542										
6	52.437	154.7	30.816	170.6	34.827		1:58.080										



Circuit Length - 4.307 kilometres  
Circuit Park  
Zandvoort

Weather/Track: Sun 14°C/Dry 26°C

Printed at 13:38, Sunday, 06 May, 2007

© MST Systems Ltd, 2005 (www.mstworld.com)

Page 2

# BMW 130i Cup

## Race 1 - Sector Analysis Report

Lap S1 Time S1 Spd S2 Time S2 Spd S3 Time S3 Spd Lap Time Pit Lap S1 Time S1 Spd S2 Time S2 Spd S3 Time S3 Spd Lap Time Pit

16 ORANJE					NED BMW 130i					DC	
1											
2	1:15.865	94.8	41.950	125.2	53.310						2:33.395
											2:51.125 Pit

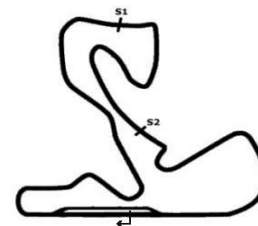
19 SCHOTHORST					NED BMW 130i					DC			
1	58.651	158.8	30.022	171.9	34.037	2:02.710	7	51.389	158.3	30.331	173.3	34.309	1:56.029
2	51.454	158.5	30.440	174.7	34.848	1:56.742	8	51.500	158.3	30.278	173.9	34.296	1:56.074
3	51.503	159.2	30.289	173.6	34.276	1:56.068	9	51.600	157.8	30.633	171.9	34.470	1:56.703
4	51.788	159.5	30.457	171.9	34.331	1:56.576	10	51.877	158.1	31.036	170.8	34.741	1:57.654
5	51.266	157.4	30.286	174.1	34.320	1:55.872							
6	51.340	158.5	30.776	173.0	34.433	1:56.549							

20 RUTTE					NED BMW 130i					DC			
1	1:06.400	150.0	32.047	170.0	35.742	2:14.189	7	53.290	152.3	31.127	168.7	35.690	2:00.107
2	53.364	151.8	31.042	172.2	35.756	2:00.162	8	53.698	151.0	31.028	169.8	35.870	2:00.596
3	53.026	147.3	31.109	169.8	35.515	1:59.650	9	53.343	150.0	31.209	170.8	36.106	2:00.658
4	53.295	150.6	31.107	170.6	35.758	2:00.160	10	53.379	149.7	31.207	170.6	35.963	2:00.549
5	53.501	153.4	31.161	169.2	35.892	2:00.554							
6	53.802	151.4	31.402	169.8	35.747	2:00.951							

21 CORONEL					NED BMW 130i					DC			
1	58.960	160.7	29.913	174.7	34.010	2:02.883	7	51.496	156.9	30.308	171.7	34.345	1:56.149
2	51.506	159.0	30.365	173.6	34.356	1:56.227	8	51.716	157.2	30.367	171.1	34.452	1:56.535
3	52.047	159.2	30.311	173.9	34.189	1:56.547	9	51.626	156.9	30.392	171.1	34.481	1:56.499
4	51.326	158.1	30.060	170.8	34.248	1:55.634	10	52.034	157.2	30.564	170.3	34.669	1:57.267
5	51.519	155.8	30.174	171.9	34.429	1:56.122							
6	51.545	158.5	30.210	171.7	34.443	1:56.198							

23 VRIES					NED BMW 130i					DC			
1	1:04.300	152.5	30.712	173.3	34.194	2:09.206	7	51.959	158.8	30.748	170.6	34.665	1:57.372
2	52.494	157.6	30.118	171.9	34.398	1:57.010	8	51.838	156.7	30.292	171.7	34.555	1:56.685
3	51.957	156.9	31.625	173.0	34.504	1:58.086	9	51.859	157.6	30.314	171.4	34.432	1:56.605
4	51.915	158.1	30.375	170.8	34.319	1:56.609	10	51.594	157.2	30.262	171.1	34.620	1:56.476
5	51.558	156.0	30.154	172.8	34.954	1:56.666							
6	51.897	157.4	30.234	174.4	34.347	1:56.478							

41 HUISMAN					NED BMW 130i					DC			
1	1:01.229	158.5	30.352	169.5	34.422	2:06.003	4	53.906	146.5	31.523	154.0	43.270	2:08.699 Pit
2	51.771	156.7	30.142	170.6	34.863	1:56.776							
3	52.671	149.7	31.283	167.4	34.877	1:58.831							



Circuit Length - 4.307 kilometres  
Circuit Park  
Zandvoort

Weather/Track: Sun 14°C/Dry 26°C

Printed at 13:38, Sunday, 06 May, 2007

© MST Systems Ltd, 2005 (www.mstworld.com)

Page 3

# BMW 130i Cup

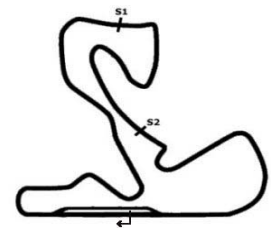
## Race 1 - Best Sector Speeds Report

SECTOR 1				SECTOR 2				SECTOR 3				
POS	NO	NAME	SPEED	LAP	NO	NAME	SPEED	LAP	NO	NAME	SPEED	LAP
1	7	MOLENAAR	160.7	3	2	SANDERS	175.3	3				
2	21	CORONEL	160.7	1	8	ENDE	175.3	2				
3	2	SANDERS	160.0	3	1	VERHEUL	175.0	2				
4	19	SCHOTHORST	159.5	4	5	BERTRAM	174.7	2				
5	8	ENDE	158.8	2	19	SCHOTHORST	174.7	2				
6	12	KOSTER	158.8	5	21	CORONEL	174.7	1				
7	23	VRIES	158.8	7	3	BLEEKEMOLE	174.4	2				
8	1	VERHEUL	158.5	2	11	KALFF	174.4	1				
9	5	BERTRAM	158.5	4	23	VRIES	174.4	6				
10	41	HUISMAN	158.5	1	12	KOSTER	174.1	2				
11	3	BLEEKEMOLE	158.3	2	15	ORANJE	174.1	2				
12	10	KOSTER	158.3	1	6	BERTRAM	173.6	2				
13	11	KALFF	158.3	2	10	KOSTER	173.3	9				
14	15	ORANJE	157.8	4	7	MOLENAAR	172.2	2				
15	6	BERTRAM	157.2	10	14	RITSMA	172.2	1				
16	14	RITSMA	155.8	3	20	RUTTE	172.2	2				
17	20	RUTTE	153.4	5	41	HUISMAN	170.6	2				
18	16	ORANJE	94.8	2	16	ORANJE	125.2	2				



Weather/Track: Sun 14°C/Dry 26°C

Printed at 13:37, Sunday, 06 May, 2007  
 © MST Systems Ltd, 2005 (www.mstworld.com)



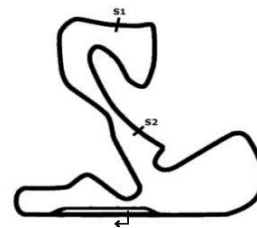
Circuit Length - 4.307 kilometres  
 Circuit Park  
 Zandvoort

# BMW 130i Cup

## Race 1 - Best Sector Times Report

POS	SECTOR 1			SECTOR 2			SECTOR 3			NO	NAME	IDEAL/BEST LAP COMPARISON			DIFF
	NO	TIME	LAP	NO	TIME	LAP	NO	TIME	LAP			IDEAL	BEST	LAP	
1	1	51.101	6	5	29.868	2	1	33.942	1	1	VERHEUL	1:55.180	1:55.481	3	+ 0.301
2	2	51.263	6	21	29.913	1	21	34.010	1	21	CORONEL	1:55.249	1:55.634	4	+ 0.385
3	8	51.263	6	2	30.007	3	5	34.021	2	5	BERTRAM	1:55.291	1:55.328	2	+ 0.037
4	19	51.266	5	19	30.022	1	19	34.037	1	2	SANDERS	1:55.323	1:55.693	3	+ 0.370
5	21	51.326	4	12	30.024	2	2	34.053	3	19	SCHOTHORS	1:55.325	1:55.872	5	+ 0.547
6	5	51.402	3	10	30.051	2	8	34.135	1	8	ENDE	1:55.487	1:55.758	4	+ 0.271
7	11	51.427	3	8	30.089	4	23	34.194	1	10	KOSTER	1:55.843	1:56.504	3	+ 0.661
8	7	51.554	3	7	30.110	2	10	34.206	2	11	KALFF	1:55.862	1:56.044	3	+ 0.182
9	23	51.558	5	23	30.118	2	12	34.217	1	23	VRIES	1:55.870	1:56.476	10	+ 0.606
10	3	51.564	2	3	30.134	2	3	34.269	2	12	KOSTER	1:55.895	1:56.596	2	+ 0.701
11	10	51.586	5	1	30.137	3	11	34.298	1	3	BLEEKEMOL	1:55.967	1:55.967	2	+ 0.000
12	12	51.654	5	11	30.137	2	7	34.344	2	7	MOLENAAR	1:56.008	1:56.232	2	+ 0.224
13	41	51.771	2	41	30.142	2	41	34.422	1	41	HUISMAN	1:56.335	1:56.776	2	+ 0.441
14	6	51.863	5	15	30.368	2	15	34.482	1	15	ORANJE	1:56.731	1:57.135	3	+ 0.404
15	15	51.881	3	6	30.445	10	6	34.605	10	6	BERTRAM	1:56.913	1:57.226	5	+ 0.313
16	14	52.194	2	14	30.499	3	14	34.696	1	14	RITSMA	1:57.389	1:57.660	2	+ 0.271
17	20	53.026	3	20	31.028	8	20	35.515	3	20	RUTTE	1:59.569	1:59.650	3	+ 0.081
18	16	1:15.865	2	16	41.950	2	16	53.310	2	16	ORANJE	2:51.125	2:33.395	1	+ 17.73

'Perfect Lap' - 1:54.911



Circuit Length - 4.307 kilometres  
Circuit Park  
Zandvoort

Weather/Track: Sun 14°C/Dry 26°C

# BMW 130i Cup

## LAP CHART - RACE 1

Lap 1			Lap 2			Lap 3			Lap 4			Lap 5		
No	Behind	Laptime	No	Behind	Laptime	No	Behind	Laptime	No	Behind	Laptime	No	Behind	Laptime
19		2:02.710	21		1:56.227	19		1:56.068	21		1:55.634	21		1:56.122
21	0.173	2:02.883	19	0.342	1:56.742	21	0.137	1:56.547	19	0.805	1:56.576	19	0.555	1:55.872
2	1.636	2:04.346	2	1.344	1:56.108	2	0.627	1:55.693	2	0.997	1:56.141	1	1.093	1:55.722
8	1.821	2:04.531	8	1.753	1:56.332	1	1.060	1:55.481	1	1.493	1:56.204	2	1.624	1:56.749
1	2.042	2:04.752	1	1.989	1:56.347	8	2.114	1:56.771	8	2.101	1:55.758	8	2.115	1:56.136
11	2.975	2:05.685	11	2.864	1:56.289	11	2.498	1:56.044	11	3.086	1:56.359	11	3.274	1:56.310
41	3.293	2:06.003	41	3.669	1:56.776	3	4.477	1:56.634	3	5.739	1:57.033	10	8.845	1:57.274
3	4.686	2:07.396	3	4.253	1:55.967	5	4.834	1:56.259	5	5.901	1:56.838	5	9.929	2:00.150
10	5.637	2:08.347	5	4.985	1:55.328	41	6.090	1:58.831	10	7.693	1:56.784	23	10.164	1:56.666
12	5.846	2:08.556	12	6.042	1:56.596	10	6.680	1:56.504	23	9.620	1:56.609	12	10.534	1:56.712
5	6.057	2:08.767	10	6.586	1:57.349	12	8.555	1:58.923	12	9.944	1:57.160	15	13.354	1:57.542
23	6.496	2:09.206	23	7.106	1:57.010	23	8.782	1:58.086	15	11.934	1:58.344	7	13.811	1:57.207
15	7.827	2:10.537	15	8.636	1:57.209	15	9.361	1:57.135	7	12.726	1:56.968	6	14.601	1:57.226
14	8.627	2:11.337	14	9.887	1:57.660	14	11.287	1:57.810	6	13.497	1:57.909	14	16.117	1:57.855
6	9.113	2:11.823	6	9.961	1:57.248	6	11.359	1:57.808	14	14.384	1:58.868	3	20.850	2:11.233P
20	11.479	2:14.189	7	11.621	1:56.232	7	11.529	1:56.318	41	19.018	2:08.699P	20	27.302	2:00.554
7	11.789	2:14.499	20	15.241	2:00.162	20	18.481	1:59.650	20	22.870	2:00.160			
16	30.685	2:33.395	16	1:25.410	2:51.125P									

Weather/Track: Sun 14°/Dry 26°

www.mstworld.com

Page 1 of 2

Zandvoort  
Circuit Length = 4.3070 km.  
Start: 13:04 End: 13:24

Printed - 13:28 Sunday, 06 May 2007

**BMW 130i Cup  
LAP CHART - RACE 1**

(contd.)

Lap 6			Lap 7			Lap 8			Lap 9			Lap 10		
No	Behind	Laptime	No	Behind	Laptime	No	Behind	Laptime	No	Behind	Laptime	No	Behind	Laptime
21		1:56.198	21		1:56.149	21		1:56.535	21		1:56.499	21		1:57.267
19	0.906	1:56.549	19	0.786	1:56.029	19	0.325	1:56.074	19	0.529	1:56.703	1	0.461	1:56.924
1	1.414	1:56.519	1	1.109	1:55.844	1	0.709	1:56.135	1	0.804	1:56.594	19	0.916	1:57.654
2	1.582	1:56.156	2	1.515	1:56.082	8	2.320	1:56.690	8	2.530	1:56.709	8	1.591	1:56.328
8	2.160	1:56.243	8	2.165	1:56.154	11	5.057	1:57.131	11	6.181	1:57.623	11	6.578	1:57.664
11	3.877	1:56.801	11	4.461	1:56.733	5	11.473	1:56.748	5	11.414	1:56.440	5	10.796	1:56.649
10	9.788	1:57.141	5	11.260	1:57.417	23	11.817	1:56.685	23	11.923	1:56.605	23	11.132	1:56.476
5	9.992	1:56.261	23	11.667	1:57.372	10	12.354	1:56.966	10	12.439	1:56.584	10	12.352	1:57.180
23	10.444	1:56.478	10	11.923	1:58.284	12	13.086	1:57.328	12	13.444	1:56.857	12	13.761	1:57.584
12	11.482	1:57.146	12	12.293	1:56.960	7	18.945	1:58.007	6	20.687	1:57.982	6	20.751	1:57.331
15	15.236	1:58.080	7	17.473	1:58.109	6	19.204	1:57.798	7	21.032	1:58.586	7	21.353	1:57.588
7	15.513	1:57.900	6	17.941	1:58.136	15	20.367	1:57.813	15	22.644	1:58.776	15	23.993	1:58.616
6	15.954	1:57.551	15	19.089	2:00.002	14	22.321	1:58.493	14	24.577	1:58.755	14	25.813	1:58.503
14	18.072	1:58.153	14	20.363	1:58.440	20	40.074	2:00.596	20	44.233	2:00.658	20	47.515	2:00.549
20	32.055	2:00.951	20	36.013	2:00.107									

Weather/Track: Sun 14°/Dry 26°

www.mstworld.com


Page 2 of 2

Zandvoort  
Circuit Length = 4.3070 km.  
Start: 13:04 End: 13:24

Printed - 13:28 Sunday, 06 May 2007



# BMW 130i Cup GRID FOR RACE 2

ROW 10	24	BLEEKEMOLEN		
ROW 9	41	HUISMAN	16	ORANJE
ROW 8	2	SANDERS	3	BLEEKEMOLEN
ROW 7	14	RITSMA	20	RUTTE
ROW 6	7	MOLENAAR	15	ORANJE
ROW 5	12	KOSTER	6	BERTRAM
ROW 4	1	VERHEUL	21	CORONEL
ROW 3	8	ENDE	19	SCHOTHORST
ROW 2	5	BERTRAM	11	KALFF
ROW 1	10	KOSTER	23	VRIES
POLE				
				

Weather/Track: Sun 14°/Dry 26°

Zandvoort  
Circuit Length = 4.3070 km.  
Start: 13:04 End: 13:24

Race Director:	Steward:	Timekeeper:
----------------	----------	-------------